



CLASS

0  
6

# Quantifiers review

FOOD

After this class you will be able to:

**Use quantifiers  
correctly in a regular  
conversation.**



# WARM UP: THE SUPERMARKET

**DIRECTIONS:** Read the text and answer the question.

Today, I'm going to the supermarket. I need to buy some **groceries** for the week. First, I go to the **produce section** to get some vegetables and fruit. Then, I go to the **dairy aisle**. I get a carton of milk and some cheese. We **ran out of** eggs at home, so I buy a box of eggs too.

After that, I visit the **bread section**. I take some croissants for breakfast. Next, I stop by the **frozen foods section** to get some vegetables. Finally, I go to the **checkout counter** to pay.

**How often do you go to the supermarket and what do you usually buy?  
What are you **running out of** at the moment?**

# NOUNS

**Nouns are words that name people, places, things, or ideas.**

**We have **Countable** and **Uncountable nouns****

**Countable nouns are nouns that can be easily counted:**

**An apple , two apples**

**A car , two cars**

**Uncountable nouns are nouns that can not be easily counted:**

**water**

**rice**

**money**

















# QUANTIFIERS

Quantifiers are words that tell us **how much** or **how many**.  
We use different quantifiers for countable and uncountable nouns.

**Many** + apples

**A little** + money

When talking about food we also have **countable** and **uncountable nouns**. We can turn uncountable nouns into countable by adding containers or portions.

 <b>Milk</b>	 <b>A bottle of milk</b>	 <b>Meat</b>	 <b>A piece of meat</b>
 <b>Rice</b>	 <b>A bowl of rice</b>	 <b>Juice</b>	 <b>A bottle of juice</b>
 <b>Bread</b>	 <b>Slices of bread</b>	 <b>Money</b>	 <b>Coins / Bills</b>
 <b>Water</b>	 <b>A bottle of water</b>	 <b>Time</b>	 <b>Minutes / Hours</b>

# Quantifiers that we can use for Countable Nouns

I want + <i>some</i>	Apples
I need + <i>a few</i>	Minutes
I have + <i>many / plenty of</i>	Slices of bread
I don't have + <i>any</i>	Bananas

# Countable Nouns

**DIRECTIONS:** Take a look at the following countable items, **MENTION THOSE ITEMS** by using the structure below and add extra information.

*Example: I still have many bottles of wine, but I don't have any meat*

I need to get	Some
I'd like to buy	A few
I still have	Many / Plenty of
I <i>don't</i> have	Any

+



# Quantifiers that we can use for **Uncountable Nouns**

I want + <i>some</i>	Water
I need + <i>a little</i>	Time / Money
I have + <i>much / plenty of</i>	Wine
I don't have + <i>any</i>	Rice

# Uncountable Nouns

**DIRECTIONS:** Take a look at the following uncountable items, **MENTION THOSE ITEMS** by using the structure below and add extra information.

*Example: I need to get some butter for tomorrow's dinner.*

I need to get	Some
I'd like to buy	A little
I still have	Much / Plenty of
I <i>don't</i> have	Any

+



Milk



Meat



Beer



Rice



Juice



Butter



Bread



Money



Sugar



Water



Time



Salt

## Exercise: Complete with *A few, A little, Much, Many* and *Any*.

We have \_\_\_ slices of bread left, but I think it's not enough for everyone

How \_\_\_ pasta should I cook for dinner? I don't want to make too much.

There is \_\_\_ sugar in the cake; it tastes perfect.

I have \_\_\_ carrots in the fridge, I don't need to buy more.

We don't have \_\_\_ milk left, so I'll need to buy more for the coffee.

# PANCAKE RECIPE

**DIRECTIONS:** Take a look at the following recipe and the usage of quantifiers . Create your own using this one as an example.

---

Let's make some pancakes, You don't need **many ingredients**.

*You just need:*

**A few** eggs

**A little** milk

**Plenty of** flour

**A little** sugar

**A few** drops of vanilla

**A little** butter

We **don't** need **any** baking powder for this recipe.

**Instructions:**

Mix eggs, milk, sugar, and vanilla. Add **some flour** and mix well.

Heat the pan and add a **little butter**. Cook for **a few minutes** on each side.

Done! Now you have **plenty of pancakes** to share.



# PLANNING A PARTY

Work in pairs: You're going to **throw a big party** next week for your friends and family. You need to prepare food and drinks for everyone. **Use the zoom chat** to discuss with your partner the number of people who are coming and what you will need to buy at the supermarket using quantifiers.

- 1.- Make a list of the things you need
- 2.- Use quantifiers
- 3.- Present your plan

**Example:**

**Student 1:** Hey Pao! Remember we will throw a party next weekend!

**Student 2:** yes! What do we need to buy?

**Student 1:** We need some beer! And many snacks.

**Student 2:** Perfect. We also need a little butter for the cake because I don't have any..



# VOCABULARY LEARNED IN THIS LESSON

THROW A PARTY

CHECKOUT COUNTER

RUN OUT OF

PRODUCE SECTION & DAIRY AISLE



**New  
Native**

T. 55.7176.4924 / 55.3042.3842

[www.newnativeedu.com](http://www.newnativeedu.com)

 @newnative\_edu

 @newnative\_edu