



CLASS

0

4

Imperatives: Giving Directions

After this class you will be able to:

Distinguish the imperatives from daily activities.

Imperatives are important because they guide a person to do or not to do something.





HOW DO YOU MOVE?

DIRECTIONS: Answer the following questions

How do you usually go to work or school?

(bus, subway, car, bike, on foot, taxi, train, motorcycle, scooter)

Which means of transportation do you think is better? Why?

In English, imperatives are verbs used to give orders, instructions, requests or even suggestions.

**The Imperative Voice is simply the base form of any verb.
To “soften” the commands , we can use phrases like: “try to take” “We need to”**

Order	(Don't) Turn right at the corner.
Instruction	We need to continue for two <i>blocks</i>.
Warning	Don't speed up here.
Suggestion	Try to take the subway.

Useful vocabulary: Giving directions and driving verbs

Basic Directions	Turn left, turn right, go straight, cross, Go past the
Landmarks	intersection, stoplight, corner, block
Driving commands	Speed up, slow down, pull over, go ahead
Transit actions	Get off, take (a bus, a taxi), walk along

Match each command with the correct sign



Turn left

Take the intersection


Go past the

Cross the Street


Turn right

keep straight

Useful prepositions



Next to



Opposite

Welcome To Budapest



Bussiness conference



DIRECTIONS : Listen to the audio and complete the following reading

Sofia and Karla are driving to a business conference. Karla is behind the wheel, and Sofia is reading the directions from her phone.

Okay, Karla, _____ and continue on this road for about five more minutes, We're almost there.

Now, _____. There's a big _____ coming up . At the _____, _____ on Maple Avenue.

Now _____ a little, but not too much. _____ the second right after the gas station.

_____, you'll see a pharmacy. _____ there and _____ until you reach the office complex. We'll see the building on the right!

Before we begin, take a look at the following map. Then, listen to the audio and follow the directions.

Where does it take you?



CARWASH

Brick Lane

PETS SHOP

PHARMACY

Downing St

CINEMA

Oxford Street

PUB

HOTEL

1st street

Regent Street

RESTAURANT

Maple Avenue

BAKERY

2nd street

TOYS SHOP

FARM MARKET

Regent Street

Carnaby Street

Queen Street

MUSEUM

Main Street

Park Lane

Hilltop Road

Victoria Road

HOSPITAL

AIRPORT

Queen Street

SHOPPING MALL

You are the navigator

Work in pairs - You and your friend are in a car in a new city. Your phone died, so one of you is reading a paper map and giving directions to the other.

First, look at the map on the next slide. Then, choose a place you want to go to. After that, your teacher will give you the starting point.

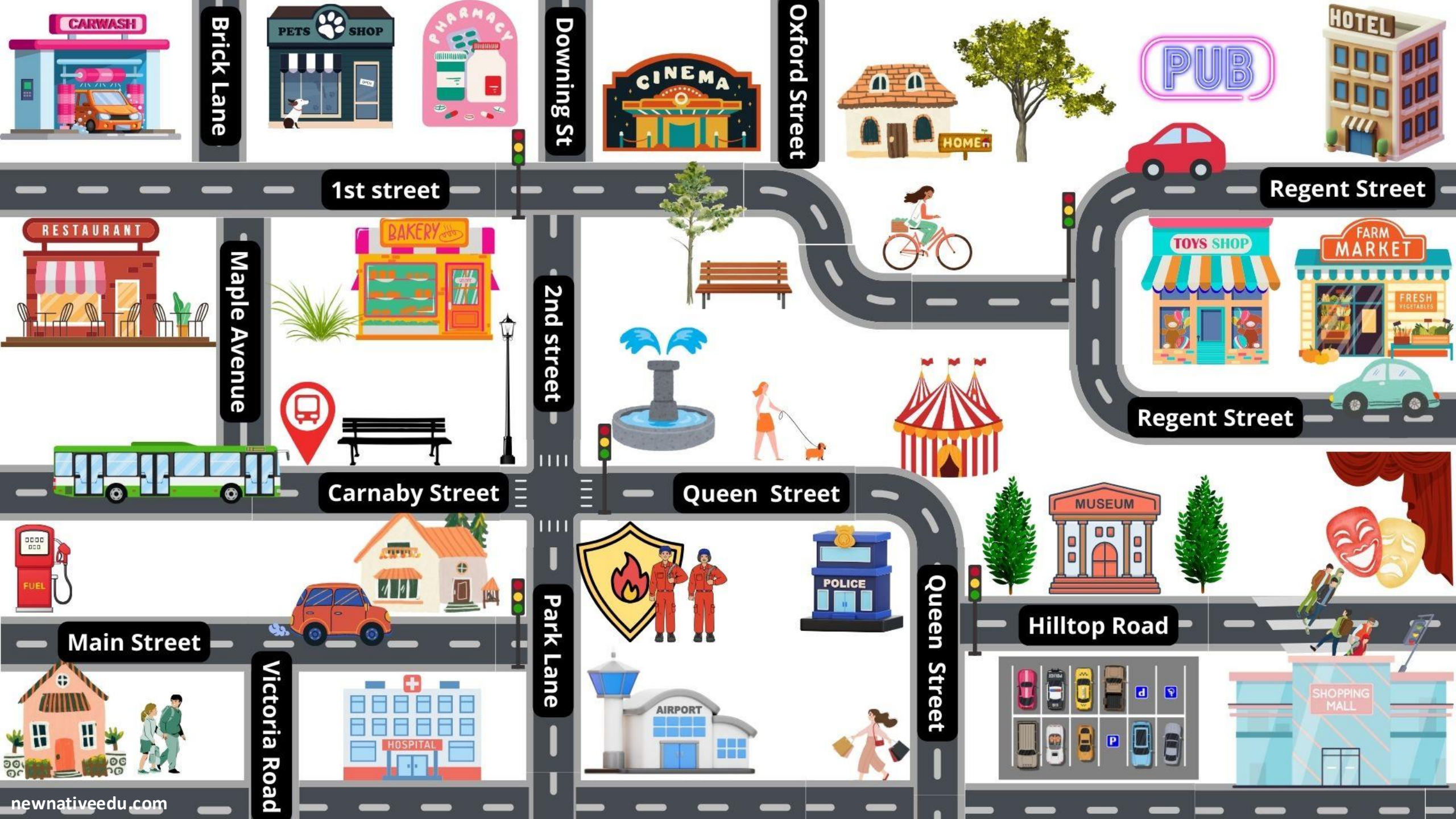
Include 4 different imperatives combined with expressions like:

It's a good idea to...

Try to avoid the...

Slow down because...

Pull over I want to...



Verbs & Phrasal verbs learned in this lesson

SPEED UP

SLOW DOWN

PULL OVER

GO AHEAD



**New
Native**

T. 55.7176.4924 / 55.3042.3842

www.newnativeedu.com

 @newnative_edu

 @newnative_edu